

Konica Minolta - Service Mode

Konica-Minolta bizhub C3350

Service Mode 1. How to Enter Starting procedure

NOTE

- Ensure appropriate security for Service Mode function setting procedures. They should NEVER be shown to any unauthorized person not involved with service jobs.

Procedure

1. Touch Menu.
2. Touch [Counter].
3. Touch [Keypad].
4. Press the following keys in this order.
 - Stop -> 0 -> 0 -> Stop -> 0 -> 1
5. Touch the password input area and, using the keyboard on the screen, type the CE password. (The initial setting for CE password is "92729272.")
6. Touch [OK].

NOTE



- Access attempts to the Service Mode with a CE password is limited to up to 3 times. If the number of invalid access attempts reaches three, your access is locked. Until access lock is released, the Service Mode is not accessible.


To release access lock, turning OFF/ON the power switch and rebooting the machine is necessary. (When the machine is rebooted, the invalid access attempts count is cleared.)

For the procedure to release the access lock, see "Procedure for releasing access lock."

- The service code entered is displayed as " * ".

7. The Service Mode menu will appear.





NOTE

- Be sure to change the CE password from its default value.
- For the procedure to change the CE password, see the “CE Password.”

Exiting procedure

- Touch [Close] on the Service Mode screen.
- Turn OFF the main power switch. Wait 10 seconds, then turn ON the main power switch again.

Procedure for releasing access lock

1. Touch Menu.
2. Touch [Counter].
3. Touch [Keypad].
4. Press the following keys in this order.
Stop -> 0 -> 9 -> 3 -> 1 -> 7
(With this procedure, activate the access lock release timer to start timing.)
5. When five minutes has elapsed after activating the access lock release timer, the access lock will be released.

Did you try 9272927292729272 (9272 x4) it is normally that on the later machines.

Revision #2

Created 26 February 2025 00:22:16 by Julian

Updated 26 February 2025 00:23:06 by Julian